



St Vincent's VC Academy

Foundation Stage 2020/21

Induction Booklet



On behalf of our school community, we would like to warmly welcome you to St Vincent's VC Academy!

The School Motto: 'Kindness is the key to all hearts.'

At St Vincent's, learning is centred around developing the whole child. Through a broad and balanced curriculum, children are challenged, enthused and encouraged to explore their learning creatively, both within the classroom and through a wide range of extra-curricular activities. By developing their love of learning, we enable them to journey through life, continually reflecting and growing. Our ultimate goal is that every child will become a confident citizen who will make a positive contribution to society.

Our ethos is built upon Christ's message, which is firmly embedded in everything we do: to love one another; to show kindness to all; to nurture and to grow.

Welcome to EYFS

Welcome to the Early Years Foundation Stage. In this pack we hope to briefly outline the key information that we think parents and carers need to know.

We will seek to give you some insight into St Vincent's EYFS and the statutory expectations for children at this stage in their development. We will look at the provision and how it enables us to lay secure foundations for future learning.

During transition, we will endeavour to equip you as best we can with resources, websites and advice. If there is anything else that you are unsure of, please don't hesitate to speak to us. We will do everything we can to help and support you. Communication and relationships between teachers and parents/carers is essential to support your child's learning and their overall school experience.

Our aim is to provide your child with a happy, safe and stimulating learning environment, working together to ensure they have a positive start to their learning journey in the EYFS.

Ms Philippa Donnelly

Head of School

Miss Lizzie Morgan

Foundation Stage Lead

ST VINCENT'S VC ACADEMY

NURSERY (FOUNDATION STAGE 1)

All children are entitled to 15 hours free early years provision from the term after their third birthday.

Nursery opening times are:

Monday - Friday

Morning session	08:45 - 11:45
Lunchtime session	11:45 - 12:30
Afternoon session	12:30 - 3:30

We offer additional hours at a charge of £12 per session (morning or afternoon), if we have additional spare places. These would be extra hours on top of your 15 hours free entitlement.

We also offer the government funded 30 hour extended nursery provision to children who meet the criteria

The 30-hour Funding Offer for 3 and 4-year olds is available for families where both parents are working (or the sole parent is working in a lone-parent family) and each of the parents work the equivalent of 16 hours a week at the national minimum or living wage, earning less than £100,000 a year. We are able to offer this at St Vincent's on a term by term basis.

If you think you are eligible for the 30-hour funding, please contact the school office for more information.

Lunchtime in the Nursery

We offer the option of your child staying across lunchtime. Lunchtime is 11.45 - 12.30, this session is charged at £3.00 per day (this is to cover the staffing costs for the supervision of this session).

We have a limited number of places for children to stay at lunchtime, on a first come, first served basis. Packed lunch can be provided by parents or a lunch can be purchased for £1.

Please note: Places at the school (F2 to Year 6) must be applied for through a separate process undertaken by the Local Authority and children attending the nursery may not be allocated a place at our school.

**IF YOU ARE INTERESTED IN ACCESSING A PLACE IN
OUR NURSERY, PLEASE CONTACT THE SCHOOL ON
01482 342645**



About Your Teacher

Welcome

Hello, I am so happy that you will soon be joining our Foundation Stage family at St Vincent's. I can't wait to learn and grow with you this year. We are going to have so much fun together!

Favourites

Food: Pizza
Drink: Iced Tea
Book: Hug-less Douglas
Colour: Green
Film: Lilo & Stitch
Animal: Elephant
Sport: Netball
Activity: Crafting
Place: Whitby
Day: Friday
Season: Autumn

About Me

I am Miss Morgan your class teacher. I have been teaching at St Vincent's since I first qualified 6 years ago...
(I never wanted to leave).

At College and University I studied Drama, English and Graphic Design before completing my PGCE.

I live with my Fiancé Michael and our 3 month old kitten Leia.

In my spare time I like to hunt for bargains in charity shops and spend time crafting; whether it is sewing, knitting, cross stitch or up-cycling.

About Your Teaching Assistant



Welcome

Hello, I'm really looking forward to spending your foundation year with you. I know you will have the most amazing start to your school journey with us. We will have lots of fun adventures!

Favourites

Food: Pasta
Drink: Fresh Orange
Book: Harry Potter
Colour: Blue
Film: Bambi
Animal: Dogs
Sport: Running
Activity: Travelling
Place: York
Day: Sunday
Season: Summer

About Me

I am Mrs Tighe (pronounced Tie) and I've been a teaching assistant at St Vincent's since September 2017. Before then I worked in a nursery school and children's centres.

I have my Ba Hons in childhood education and I believe that children learn the best through play.

I live with my husband and two children who always keep me on my toes, we also have 3 Guinea pigs.

I love spending time outdoors, travelling and exploring new places.

Areas and aspects of learning for the EYFS

Prime Areas

Personal, Social and Emotional Development (PSED)

1. Making relationships
2. Self-confidence and Self-awareness
3. Managing feelings and behaviour

Physical Development (PD)

1. Moving and handling
2. Health and self-care

Communication and Language (CL)

1. Listening and attention
2. Understanding
3. Speaking

Your child will be learning new skills, acquiring new knowledge and demonstrating their understanding through 7 areas of learning and development.

Areas and aspects of learning for the EYFS

Specific Areas

Literacy (L)

1. Reading
2. Writing

Mathematics (M)

1. Numbers
2. Shape, Space and Measures

Understanding of the World (UW)

1. People and communities
2. The world
3. Technology

Expressive Arts and Design (EAD)

1. Exploring and using media and materials

They are equally important and depend on each other. All areas are delivered through a balance of adult led and child initiated activities. In each area there are Early Learning Goals (ELG) that define the expectations for most children to reach by the end of the EYFS.



Follow us on Twitter!

For updates and information.

@Vinnies_FS

@Vinnies_Hull




We use Tapestry Online Learning to document your child's Journey through EYFS

It is viewable on any
smart device or laptop.

An app is available on
Apple, Google or
Android.

Please look out for an
email to sign up, it
may end up in your
junk box..



Timetable for EYFS

This is an example of what the day might look like within our Foundation Stage Classroom.

Children in the EYFS learn by playing both indoors and outside, investigating, exploring, being active, working co-operatively and have the opportunity to develop creative and critical thinking.

Studies have shown that children of this age learn best through playful learning experiences. We give the children opportunities to play and explore their learning through our carefully planned environment.

The adults play alongside and with the children, extending their thinking, language and skills through their questioning and play. The children also have group sessions where the teachers can extend their learning and teach new skills.

8.55am Children come in and parents support children to hang up their coat and change their shoes independently. Please use this time to ask any questions or pass on any information you need to share about your child

Children then come and find their name to practice writing.

9:05am Children go to their family groups for register, morning prayer and hello song

9:10am Children go to their RWI groups (phonics time)

9:45am Accessing the Continuous Provision

10:30 Snack and family group time - Input for morning

10:45am Continuation of family group learning and child initiated play.

11:30am Tidy up and prepare for lunch

11:45am Lunch

1:00pm Maths Group Time

1:15pm Assembly / Collective Worship

1:30pm Child Initiated play / Readers / Target group Work

14:45pm Tidy up time

15:00pm Story Time / Singing

15:20pm Home Time

Our Learning Environment Allows for...



Challenge



Shared Thinking



Language Development



Problem
Solving

Creativity
& Design



Mathematical
Thinking



Exploration of
Individual Interests



Phonics

Learning to read is one of the most important things your child will learn at our school. Everything else relies on it, so we are extremely dedicated to making sure that every single child learns to read as quickly as possible.

We want your child to love reading – and to want to read for themselves. This is why we put our efforts into making sure they develop a love of books as well as simply learning to read.

How will my child be taught to read?

We start by teaching phonics to the children in the Reception class. This means that they learn how to 'read' the sounds in words and how those sounds can be written down. This is essential for reading, but it also helps children learn to make independent spelling choices. We teach the children simple ways of

remembering these sounds and letters. Ask them to show you what these are. The children also practise reading (and spelling) what we call 'tricky words', such as 'once,' 'have,' 'said' and 'where'.

How will I know how well my child is doing?

We will always let you know how well your child is doing. We use various ways to find out how the children are getting on in reading. We use the information to decide what reading group they should be in. Your child will work with children who are at the same reading level.

Children will move to a different group if they are ready for the next step and may also receive some extra help if needed.

What can I do to help? Is there anything that I shouldn't do?

Your child will bring different sorts of books home from school. Sometimes, this a book that your child can read on their own or it could be a book that you should read to them. The teacher will have explained which is which. Please trust your child's teacher to choose the book(s) that will help your child the most.

Help your child to sound out the letters in words and then to 'push' the sounds together to make a whole word. Try not to refer to the letters by their names. Help your child to focus on the sounds. You can hear how to say the sounds correctly by searching on YouTube for 'Read Write Inc. Phonemes Pronunciation Guide'

Sometimes your child might bring home a picture book that they know well. Please don't say, 'This is too easy.' Instead, encourage your child to tell you the story out loud; ask them questions about things that happen or what they think about some of the characters in the story.

We know parents and carers are very busy people. But if you can find time to read to your child as much as possible, it helps them to learn about books and stories. They also learn new words and what they mean. Show that you are interested in reading yourself and talk about reading as a family.

Does it matter if my child misses a lesson or two?

We try to encourage high attendance in school, as it makes such a difference to children's progress. Obviously we don't want you to panic if your child is poorly, however we would ask that you endeavour to ensure your child arrives on time to school every day.


Mrs Bird (Read Write Inc. Coordinator)



Our Classroom is constantly changing to inspire and grow with the children.

Here are some photos to help you see some of our exciting things.





Please let us know...

If your child has achieved something at home:

Share this with us and we can celebrate it at school too. This shared knowledge helps us support their learning.

If your child or the family are having any difficulties at home:

Difficulties at home can and do impact on them at school. When the child is unhappy about something or worried it may impact on their wellbeing and development. By knowing about their lives we can support them. It may be that a family pet dies, or there is a change in family situation or you move house. These are just some examples of information that should be shared with us, in order for us, to be supportive and understanding of your child's needs.

If your child has a change of medical / dietary needs:

It is important that we are always up to date with their medical needs. Please inform the school office.

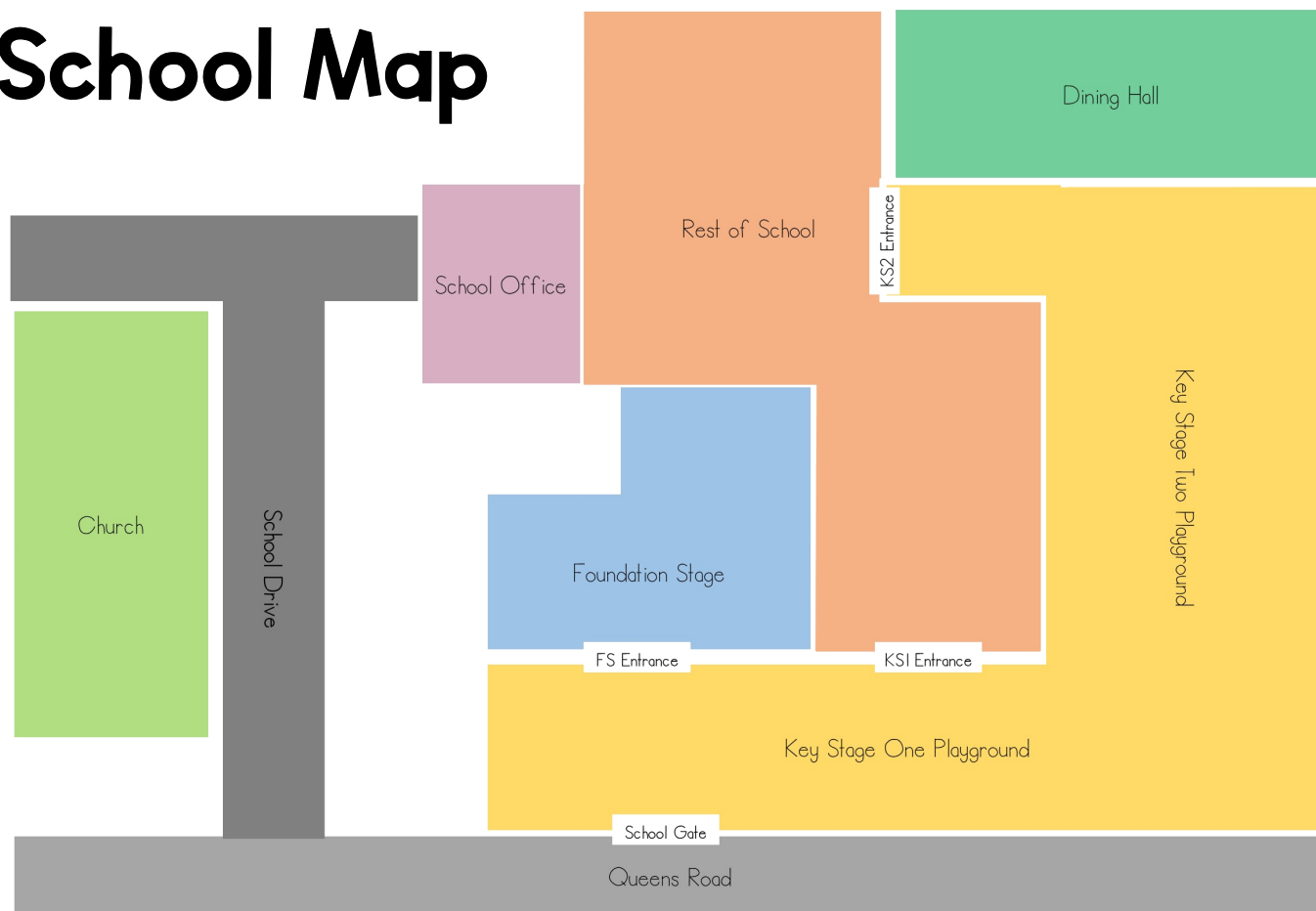
If you move house or have a change of contact details:

Please help us keep our records relevant and up to date. If your child is ill or has an accident we need to be able to contact you. We must also have an emergency contact in case you are out of reach.

If somebody different will be picking up your child from school:

Safeguarding of the children is paramount. We will not let the child go home with someone unless permission has been given. Please ensure you inform the class teacher / office of any changes.

School Map



Uniform with our logo is available from Rawcliffes at:

<https://rawcliffes.co.uk/product-category/primary-schools/st-vincent-s-academy/>

01482 223539 | Rawcliffes schoolwear, 9/11 Paragon Street, Hull, HU1 3RJ

We do accept school uniform without our logo also.

Our Uniform:

- Green Cardigan or Jumper
- Golden Yellow or White Polo Shirt
- Grey Trousers, Skirt or Pinafore
- Black Shoes or Trainers (all black)
- Green or Yellow Summer Dresses.

Our PE Kit:

- Plain White T-shirt
- Black Shorts
- Sand Shoes

In Foundation you may want to bring:

- Some spare clothes
- Wellies (in case we do some extra messy play outside!)

Please put names in all your child's belongings,
things do get lost and it makes it a lot easier to find!

